

Results report

Excel 2019-Intermediate



ISOGRAD (TOSA)

Ms fst_1644600 Ist_1644600

Candidate ID: 1644600

Score: 75/100

Test date: January 13, 2024



1. Result

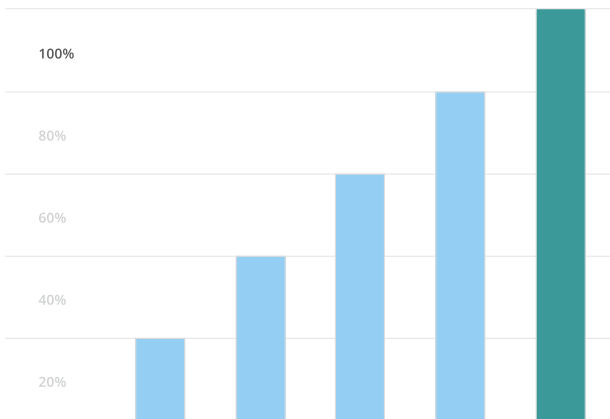
SCORE



The candidate has demonstrated proficiency in various Excel 365 skills. They are able to use methods for Sparklines and inputting a date, manipulate data by inserting drop-down lists and adding a series to a chart, understand functions such as SUMIF and COUNTIF, apply formatting techniques including complex conditional formatting, recognize the effect of collages with transposition, utilize practical tools like disabling automatic calculation, printing column headings and displaying cell contents in shapes.

2. Domains

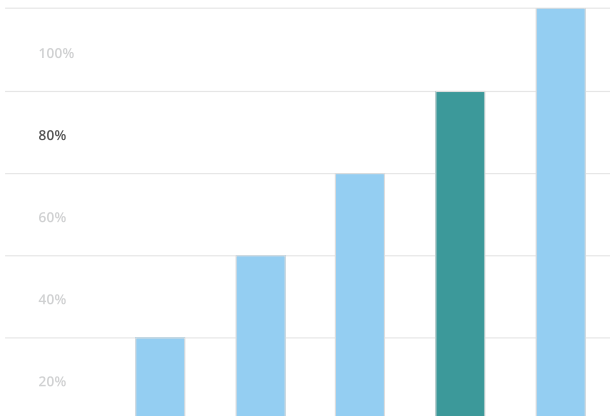
Methods



AI generated skills analysis Beta

This domain covers the Excel software environment including window elements, ribbon customization, and Quick Access Toolbar. The candidate has a success rate of 80%. The candidate is able to print column headings and create custom color themes. However, the candidate was not able to insert a function. Overall, the candidate demonstrates good understanding of methods in Excel.

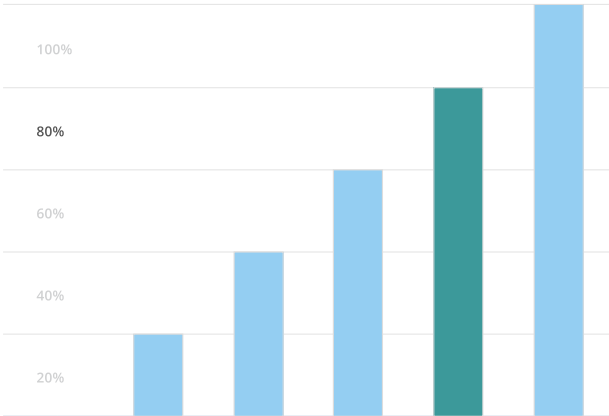
Functions



AI generated skills analysis Beta

Questions in this domain cover formulas and functions ranging from simple formulas to complex ones like VLOOKUP and INDEX. The success rate for this domain is 75%. The candidate understands how to use VLOOKUP function but was not able to recognize the effect of a collage with transposition or insert a function. Additionally, the candidate can display cell contents in a shape effectively demonstrating knowledge on practical exercises.

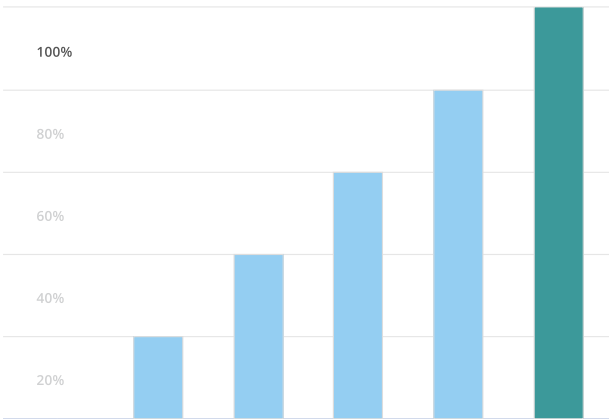
Formatting



AI generated skills analysis Beta

The candidate demonstrated proficiency in cell formatting, advanced number formatting, and conditional formatting with a success rate of 71.43%. The candidate was able to print column headings, create custom color themes and input dates. However, the candidate struggled with using the "Orientation" tool and merging cells in a table. The practical exercise on deleting formatting was successfully completed.

Data manipulation



AI generated skills analysis Beta

The candidate exhibited strong skills in data manipulation with an impressive success rate of 83.33%. The candidate excelled in complex conditional formatting, pivot table usage, inserting drop-down lists, and adding series to a chart. However, there were challenges observed when using an advanced filter for data manipulation.